

MIDDLE SCHOOL

LAURA MOSQUERA
CONTEMPORARY LATINA ARTIST

Exploring
Cultural
Heritage

WHAT WE LEARNED

- Laura Mosquera is a contemporary Latina abstract artist. We defined each of those terms.
- We were introduced to other abstract artists: Frankenthaler, Pollock, Kandinsky and Matisse.
- We identified places important to Laura's life.
- We discussed an artist's process from planning the work to designing an art show and beyond.
- We discussed beauty and what role it plays in art.


ART ACTIVITY: ABSTRACT PAPER COLLAGE

Laura Mosquera is a painter; however, the students made a collage from their choice of papers. Instead of painting geometric and organic shapes, like Mosquera, they created collage shapes to illustrate feelings about a particular topic.

CONNECTIONS AT HOME

Explore these resources about other contemporary abstract artists.

- **Robert Mangold:** watch this video [INTERVIEW](#) of Robert Mangold about the city vs. the country.
- **Frank Stella:** watch this [VIDEO](#) analysis by a curatorial assistant of Frank Stella's Raqqa II.



Yellow Wall & Circle by Mangold,
Creative Commons



Empress of India by Stella,
Creative Commons

Due to the changing nature of web resources, M&G strongly urges you as the parent to preview these sites before your child accesses them. The fact that these sites are available on this handout does not imply that M&G endorses their content from the standpoint of morals, philosophy, theology, or scientific hypotheses.

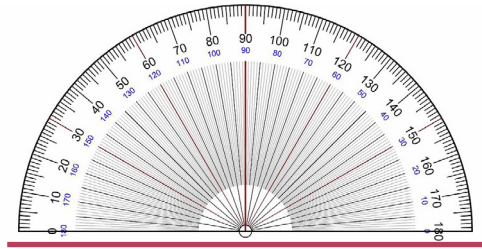
FOR PARENTS

Abstract art can be intimidating and misunderstood by many. Making abstract art can be similar to writing poetry or music in that often the goal is to convey a feeling, rather than a realistic image. Ask your child to tell you about his/her collage. What was your child trying to communicate?



MATH PAINT

Watch the [VIDEO](#) of Frank Stella explaining his protractor series. Can you plan an interesting work of art using a protractor? Stella also speaks of making a temporary compass on the canvas. What can you do with these geometry tools?



NON-OBJECTIVE PAINTING


(Adapted from *Exploring Art* by Mittler and Ragans)

Artist Sonia Delaunay often divided her canvas with a line through the middle. Notice how she repeats the circle and rectangle shapes but varies the sizes and colors. See if you can make a work that reflects her style.

Materials:

- Paper
- Pencil
- Ruler
- Markers

Directions: Using the ruler as your straight edge, draw a line across the paper. It can be a vertical, horizontal or diagonal. Choose a shape or alternate several shapes drawing over this line. Choose a color scheme and begin coloring. You may like to choose primary colors (blue, red and yellow) or secondary colors (purple, green and orange).



©Sonia Delaunay ©Fair Use

M&G EDUCATIONAL MISSION

Through tours, events, and publications, the Museum & Gallery seeks to partner with educators in fulfilling all of the National Visual Arts Content Standards. By integrating art into the core curriculum, M&G's goals are to teach children to value the arts, to communicate through the arts, to become creative problem solvers through the inclusion of STEAM-related concepts and fully-developed STEAM units, to understand history and culture in light of the arts, to improve literary interest and understanding through visual storytelling, to critique the arts, and to develop an aesthetic awareness of the arts. Through fulfilling the mission, M&G is able to help develop citizens who have the ability to think, feel, and understand the world in which they live.



www.bjUmga.org