



homeschool
DAYS

THE RENAISSANCE REVEALED

Middle School Activities

GIOTTO



Peruzzi Altarpiece, Giotto di Bondone and His Workshop

WHAT WE LEARNED:

- Giotto was an artist who lived during Medieval times.
- We discussed what it meant to be an apprentice to an artist.
- We saw the process involved in the making of an altarpiece.
- We discussed why Giotto helped transform Gothic art.


ART ACTIVITY: CREATING A TRIPTYCH

Altarpieces were placed at the front of the church. Many times, the separate panels would work together to present a biblical story. The students created a triptych by choosing images to tell a story.




Student Sample

BOOK NOOK



Click [HERE](#) to learn more about *Antonio's Apprenticeship*.

Click [HERE](#) to learn more about *Marguerite Makes A Book*.



CRACKING THE CODE

Unscramble the words below that are from our lesson today! Answers are on the back.

dvimeia _____ (Time period)
ldgo _____ (Background color in Gothic art)
latyi _____ (Giotto's home country)
secrofs _____ (Painting on plaster)
ambeuic _____ (Giotto's teacher)
perpaneitc _____ (Student)
emetpar _____ (Paint made of eggs)

Word Bank:

gold tempera apprentice Italy
Cimabue medieval frescos

Now, write the letters underlined in red below and unscramble them to solve the hidden message.

Hidden Message:

S _____ h _____
(Clue: Place that holds Giotto's famous frescos)

FOR PARENTS

Although Giotto lived during the medieval time period when art was flat and idealistic, he bridged a gap and ushered in a new more realistic form of art. His work opened the door for the expansion and innovation of art during the Renaissance. Some consider him to be the first artist of the Italian Renaissance.

Please note: As M&G's host location for Homeschool Days, Mack Library will feature books each month for parents to reference as resources. We hope these additional features will further support your teaching at home.

CONNECTIONS AT HOME


Making medieval tempera paint

Materials:

- Eggs
- Powdered pigments (can use pantry items i.e., turmeric, paprika, etc.)
- Water
- Paper for painting
- Brushes
- Few small containers and paper towels

Directions:

- Crack an egg and carefully separate the yolk.
- Add a little water to yolk
- Spoon mixture into pigment
- Paint



Visit these links for more detailed information:

[Royal Academy: How to Make Egg Tempera Paint](#)

[Pigments and Painting](#)

[How to Make Medieval Paint](#)

Making a Fresco

Materials:

- Plaster of Paris
- Natural Burlap
- Cardboard
- Soft Pastels (any that are not oil based)
- Mixing bowl
- Measuring cups
- Spray bottle
- Clear washable glue
- Wisk or mixing tool
- Spatula
- Box cutter

Directions:

- Prepare your burlap with cardboard underneath
- Mix your plaster
- Pour plaster onto the burlap
- Mist the plaster and use pastels to draw your masterpiece
- Preserve by coating with glue
- Once dried, remove from cardboard & trim the burlap

For more details visit [Fresco Art for Kids](#):



Due to the changing nature of web resources, M&G strongly urges you as the parent to preview these sites before your child accesses them. The fact that these sites are available on this handout does not imply that M&G endorses their content from the standpoint of morals, philosophy, theology, or scientific hypotheses.

Answers for Cracking the Code: 1. Medieval 2. Gold 3. Italy 4. Frescos 5. Cimabue 6. Apprentice 7. tempera ***Hidden message:** Scrovegni Chapel

UPCOMING EVENT

M&G at the Upstate Renaissance Faire!

Date: Saturday, September 10 from 10AM-6PM

Location: Greer City Park

- **Kids** will explore the Renaissance through art by writing with a quill pen, creating portraits with fruits and vegetables like Giuseppe Arcimboldo, designing their own coat of arms, taking a selfie at our special photo stations, and more!
- **Adults** will learn about Renaissance masks and be able to design one themselves.
- Plus, M&G will open a **pop-up Gift Shop** with an array of Renaissance fun and learning for the whole family.

M&G EDUCATIONAL MISSION

Through tours, events, and publications, the Museum & Gallery seeks to partner with educators in fulfilling all of the National Visual Arts Content Standards. By integrating art into the core curriculum, M&G's goals are to teach children to value the arts, to communicate through the arts, to become creative problem solvers through the inclusion of STEAM-related concepts and fully-developed STEAM units, to understand history and culture in light of the arts, to improve literary interest and understanding through visual storytelling, to critique the arts, and to develop an aesthetic awareness of the arts. Through fulfilling the mission, M&G is able to help develop citizens who have the ability to think, feel, and understand the world in which they live.

