

# THE RENAISSANCE REVEALED

## SHAKESPEARE, THE PLAYFUL PLAYWRIGHT

### WHAT WE LEARNED:


- We reviewed key biographical facts about William Shakespeare.
- Shakespeare is best known for his plays, which appealed to every layer of society in his day, including the common people.
- The plays were performed in the Globe Theatre.
- Shakespeare also wrote 154 known sonnets.
- Artists during this time began including what they were observing and learning (anatomy, nature, etc.) into their art.

### ART ACTIVITY:


Masks were an important part of Elizabethan theater. Although there were masked balls in a few of Shakespeare's plays, masks were worn by the actors for other reasons. With a mask an actor could play more than one part; it allowed the actor to become more visible to the audience; and the mask exaggerated the features of a character.




### BOOK NOOK



*Will's Quill: or, How a Goose Saved Shakespeare*  
By Don Freeman



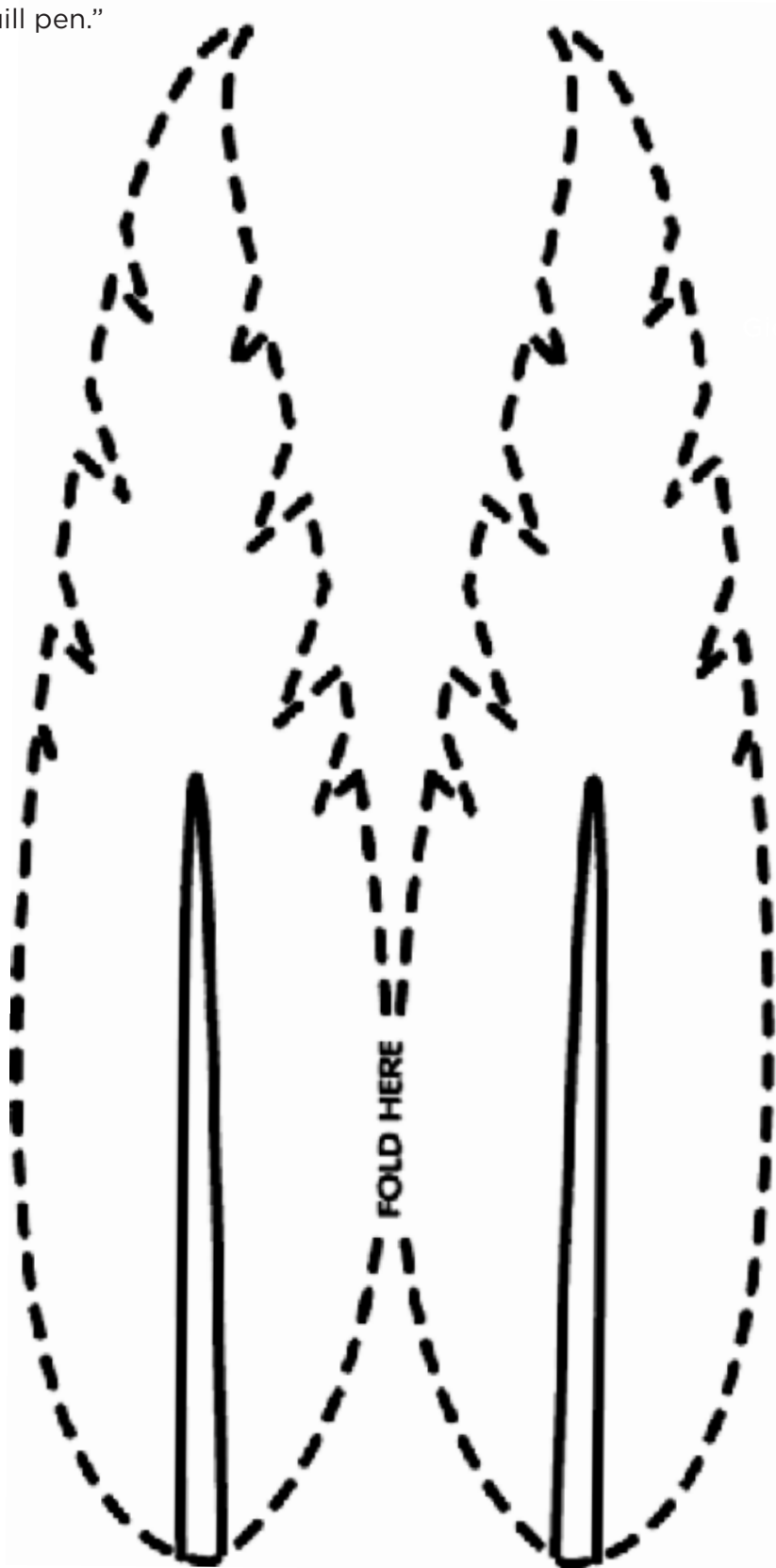
*Flibbertigibbety Words*  
by Donna Guthrie



*Ella Bella Ballerina and A Midsummer Night's Dream*  
by James Mayhew

# MAKE A QUILL PENCIL

1. Use crayons, colored pencils, or markers to decorate the feather.
2. Cut out the feather.
3. Fold the feather in half along the dotted fold line. Slip a crayon or colored pencil inside the feather, and tape it in place.
4. Now you have a "quill pen."



# CONNECTIONS AT HOME: MAKE A SHAKESPEAREAN COLLAR



Adapted from: <https://tinybeans.com/diy-shakespeare-coffee-filter-collar/>

## MATERIALS

- Coffee filters (white ones are best, 30-50 filters estimated)
- Ribbon or string
- Hole punch
- Stapler
- Scissors

## DIRECTIONS

1. Fold each coffee filter in half, then in half again. You can stop here (folded in fourths) or add an additional fold, which works better for smaller necks/younger children.
2. Staple your folded piece at the tip, roughly 3/4 in. from the edge.
3. Punch a hole just under the staple.
4. Cut the point off the folded filter, under the hole you made.
5. Measure your string or ribbon to fit the child's neck, then add several inches to each end for ease of tying.
6. Thread the string through the holes of the filters to gather the ruffles!
7. Then fit the collar around the neck of your Renaissance wearer and tie in the back.



## FOR PARENTS:

Although little is known about the man William Shakespeare, he is considered the world's greatest playwright. There is a lot of speculation about his life's details. We do know he was married, had three children, and eventually moved to London where writing and theater consumed his life. He wrote 37 plays and 154 known sonnets. Shakespeare loved words. In his writings he used some of the common language of the day in new ways, and he is also attributed with coining many new words and phrases, which he incorporated in his plays.

**Please note:** As M&G's host location for *Homeschool Days*, Mack Library will feature books each month for parents to reference as resources. We hope these additional features will further support your teaching at home.

# ADDITIONAL RESOURCES

- The story of William Shakespeare for children <https://youtu.be/c3RyQxEpMY>
- More Shakespeare Facts by Nat Geo for kids <https://www.natgeokids.com/uk/discover/history/general-history/shakespeare-facts/>
- Folger Shakespeare Library language and coloring activities for kids <https://www.folger.edu/explore/shakespeare-for-kids/>

Due to the changing nature of web resources, M&G strongly urges you as the parent to preview these sites before your child accesses them. The fact that these sites are available on this handout does not imply that M&G endorses their content from the standpoint of morals, philosophy, theology, or scientific hypotheses.



## **M&G Educational Mission:**

Through tours, events, and publications, the Museum & Gallery seeks to partner with educators in fulfilling all of the National Visual Arts Content Standards. By integrating art into the core curriculum, M&G's goals are to teach children to value the arts, to communicate through the arts, to become creative problem solvers through the inclusion of STEAM-related concepts and fully-developed STEAM units, to understand history and culture in light of the arts, to improve literary interest and understanding through visual storytelling, to critique the arts, and to develop an aesthetic awareness of the arts. Through fulfilling the mission, M&G is able to help develop citizens who have the ability to think, feel, and understand the world in which they live.