


Artists IN FOCUS

Vincent Van Gogh: Impasto Pioneer



What We Learned:

- On March 30, 1853, Vincent Van Gogh was born in Amsterdam. He had 3 sisters and 2 brothers.
- At age 16 he quit school and began working for his uncle who sold art. He worked as an art dealer in London and then Paris, but he started becoming sad and moody. He was eventually fired.
- Vincent decided to follow in his father's footsteps and become a trained minister, but since he couldn't pass the exam, he became a missionary in a poor mining community. Because of his odd behavior he was fired from this job too.
- Vincent wrote his younger brother, Theo, for advice and support. Theo told Vincent to become a professional artist.
- Van Gogh moved to Paris where his brother lived. This is where he met the Impressionists.
- He took the Impressionist style and by applying vivid and bold colors with textural brushstrokes he expressed his emotion through his art. He created his own unique style called Post-Impressionism or what we would now call the beginning of Expressionism.
- Van Gogh struggled with depression throughout his life. Because of this, his life was cut short, and he died at age 37.



Art Activity: Impasto Painting

Impasto is a painting term that refers to the use of thick, textured, undiluted, paint that appears almost three-dimensional on the canvas. The impasto technique is usually associated with the work of Vincent Van Gogh. One of the examples of this impasto technique is his painting *The Starry Night*.

The students drew a simple landscape. Using the thick impasto paint to create texture, they painted their picture. They were encouraged to use a variety of lines such as swirls, horizontal, vertical, and/or diagonals to help show movement and emotion in their painting.



Book Nook

Meet Vincent Van Gogh

by Read With You Center for Excellence in STEAM Education



For Parents

Although today Vincent Van Gogh is considered one of the greatest, most original artists of all time, he only sold one piece of artwork while he was alive. He did not begin his painting career until the age of 27, and he died only 10 years later. During his brief lifetime he created nearly 900 paintings and 1,100 drawings.

Some of his most famous art pieces are his dozens of self-portraits (he used himself often as a model to try out different techniques), *Sunflowers*, *The Olive Orchard*, *Crows Over the Wheatfield*, *The Bedroom*, and *The Starry Night*.

Please note: As M&G's host location for *Homeschool Days*, Mack Library will feature books each month for parents to reference as resources. We hope these additional features will further support your teaching at home.

Connections at Home: Van Gogh Style Art Project

This project is intended to emphasize the artist's unique style, rather than his subject matter.

SUPPLIES:


- blank paper
- pencil
- crayons or oil pastels

DIRECTIONS:

STEP 1: Sketch an outline of a simple flower.

STEP 2: Decide on your colors and choose groups of colors for each area of the image (i.e. 3-4 shades of yellow, purple, green, etc.).


STEP 3: Begin filling each section with lines. Draw the lines to follow the shape and contour of whatever space you're trying to fill in.



Simple Connections at Home: How to Draw Van Gogh's Wheatfield with Crows

SUPPLIES:

- Pencil
- Drawing Paper
- Crayons



1.

Draw the horizon line, road and moon in pencil.



2.

Color with yellow, brown and blue.



3.

Draw squiggly grass lines with orange.



4.

Add sketchy road lines with a rust color.



5.

Add darker blue to the sky. Circle the moon with white.



6.

Use black to draw large and small flying crows.

Connections at Home:

Starry Night Ornaments

For directions to make a clay ornament inspired by the impasto technique used by Vincent Van Gogh, follow this link: <https://www.crayola.com/lesson-plans/starry-night-ornaments-lesson-plan/>



Additional Resources

To learn more about Vincent Van Gogh, click on the links below:

- View a short video from the Van Gogh Museum of Vincent Van Gogh's life story:
<https://www.youtube.com/watch?v=3q5fuVFWe0Q>
- To learn about all things Vincent Van Gogh, visit: <https://www.vincentvangogh.org>
- Read about a Van Gogh painting found at a garage sale:
<https://www.cnn.com/2025/01/30/style/garage-sale-van-gogh-elimar-scli-intl/index.html>
- Vincent Van Gogh Facts for Kids: <https://www.youtube.com/watch?v=degyOhWy7Uk>
- Vincent Van Gogh: 8 things you didn't know about the painter:
<https://www.vogue.fr/fashion-culture/article/vincent-van-gogh-8-things-you-didnt-know-about-the-painter>
- Visit *Who Was Vincent Van Gogh? For Kids* to hear a summary of his life and view some of Van Gogh's most famous artwork: <https://www.youtube.com/watch?v=DnnUNw61MFg>
- Listen to this adventure story of *Katie and the Starry Night*:
https://www.youtube.com/watch?v=26w8WJz_9dQ
- Listen to the thoughtful story of *Camille and the Sunflowers: A Story about Vincent Van Gogh*:
<https://www.youtube.com/watch?v=JqK6lwwg96U>

Due to the changing nature of web resources, M&G strongly urges you as the parent to preview these sites before your child accesses them. The fact that these sites are available on this handout does not imply that M&G endorses their content from the standpoint of morals, philosophy, theology, or scientific hypotheses.

M&G Educational Mission:

Through tours, events, and publications, the Museum & Gallery seeks to partner with educators in fulfilling all of the National Visual Arts Content Standards. By integrating art into the core curriculum, M&G's goals are to teach children to value the arts, to communicate through the arts, to become creative problem solvers through the inclusion of STEAM-related concepts and fully-developed STEAM units, to understand history and culture in light of the arts, to improve literary interest and understanding through visual storytelling, to critique the arts, and to develop an aesthetic awareness of the arts. Through fulfilling the mission, M&G is able to help develop citizens who have the ability to think, feel, and understand the world in which they live.

